


| | | |
|-----------------------------------------------------------------------------------|------------------------------------------------------------------------------------------------------------------|----------------------------|
|  | CIVIL AVIATION AUTHORITY OF MALAYSIA FLIGHT OPERATIONS DIVISION FLIGHT CREW LICENSING | CAAM/BOP/FCL/9-SPA-PPC |
| | APPLICATION & REPORT FORM SINGLE PILOT OPERATIONS (AEROPLANE) | PILOT PROFICIENCY CHECK |


Licence No: PPL / CPL / MPL / ATPL:

A: APPLICANTS DETAILS – to be completed by the applicant

| | | | |
|----------------------------|--|---------------------|---------------------------------------------------------------|
| Name | | Date of Birth: | |
| Resident Address: | | Phone No: | |
| Organisation: | | Type of Operations | <input type="checkbox"/> SP/SE <input type="checkbox"/> SP/ME |
| Aircraft Type/ Variant: | | Date: (dd/mm/yy) | |
| Applicant's Signature: | | | |

B: CHECK DETAILS – to be completed by the examiner / All dates and times shall be entered in UTC.

| | | | |
|-------------------------------------------------------------------------------------------------------------|-----------------------------------------------------------------------------------------------------------------------------------|------------------------------------------------------------------|-----|
| <input type="checkbox"/> | Licence Proficiency Check | | |
| <input type="checkbox"/> | Operator Proficiency Check | | |
| <input type="checkbox"/> | Instrument Rating Check | | |
| Details of Check: | <input type="checkbox"/> P1 <input type="checkbox"/> P2 | <input type="checkbox"/> FSTD <input type="checkbox"/> Aeroplane | |
| Date: (dd/mm/yy) | | FSTD ID / Aeroplane Reg: | |
| Type of Aeroplane: | | Organisation Name: | |
| Departure Airport: | | Block Off / Sim Start Time: | UTC |
| Arrival Airport: | | Block On / Sim End Time: | UTC |
| Results: | <input type="checkbox"/> Pass <input type="checkbox"/> Partial Pass (see page 4) <input type="checkbox"/> Fail (see page 4) | Flight Time / Sim Time: | |
| | | Total Take-offs and Landings: | |
| <i>I confirm that the check has been carried out in full compliance with the provisions of CAD 1 – PEL.</i> | | | |
| Examiner Name: | | DFE Licence No: | |
| Examiner Signature: | | Date: (dd/mm/yy) | |

| | | |
|-----------------------------------------------------------------------------------|------------------------------------------------------------------------------------------------------------------|-------------------------|
|  | CIVIL AVIATION AUTHORITY OF MALAYSIA FLIGHT OPERATIONS DIVISION FLIGHT CREW LICENSING | CAAM/BOP/FCL/9-SPA-PPC |
| | APPLICATION & REPORT FORM SINGLE PILOT OPERATIONS (AEROPLANE) | PILOT PROFICIENCY CHECK |

Licence No: PPL / CPL / MPL / ATPL:

At the discretion of the examiner, any manoeuvre or procedure of the check may be repeated once by the applicant. The examiner may stop the check at any stage if it is considered that the applicant's demonstration of flying skill requires a complete re-check.

| C: CHECK ITEM | | <i>Examiner to tick in the appropriate box and signature and date at the end of each section</i> | | | |
|----------------------------------------------|---------------------------------------------------------------------------------------------------------------------------------------------------------------------------------------------------------------------------------------------------------------------------------------------------------------|--------------------------------------------------------------------------------------------------|------|------|-----|
| Section 1. Departure | | Mandatory Items | PASS | FAIL | N/A |
| 1.1 | Pre-flight including: Documentation Mass and Balance Weather briefing NOTAM | | | | |
| 1.2 | Pre-start checks | | | | |
| 1.2.1 | External | | | | |
| 1.2.2 | Internal | M | | | |
| 1.3 | Engine starting: Normal and malfunctions | M | | | |
| 1.4 | Taxiing | M | | | |
| 1.5 | Pre-departure checks: Engine run-up (if applicable) | M | | | |
| 1.6 | Take-off procedure: Normal with Flight Manual flap settings Crosswind (if conditions available) | M | | | |
| 1.7 | Climbing: Vx/Vy Turns onto Headings Level Off | M | | | |
| 1.8 | ATC liaison – Compliance, R/T procedure | | | | |
| Examiner Signature & Date: | | | | | |
| Section 2. Airwork (VMC) | | | | | |
| 2.1 | Straight and level flight at various airspeeds including flight at critically low airspeed with and without flaps (including approach to VMCA when applicable) | | | | |
| 2.2 | Steep turns (360° left and right at 45° bank) | M | | | |
| 2.3 | Stalls and recovery: (i) Clean stall (ii) Approach to stall in descending turn with bank with approach configuration and power (iii) Approach to stall in landing configuration and power (iv) Approach to stall, climbing turn with take-off flap and climb power (single engine aeroplane only) | M | | | |
| 2.4 | Handling using autopilot and flight director (may be conducted in section 3) if applicable | M | | | |
| 2.5 | UPSET recovery aircraft with high nose attitude and low nose attitude | | | | |
| 2.6 | ATC liaison – Compliance, R/T procedure | | | | |
| Examiner Signature & Date: | | | | | |
| Section 3A. En-route Procedures (VFR) | | | | | |
| 3A.1 | Flight plan, dead reckoning and map reading | | | | |
| 3A.2 | Maintenance of altitude, heading and speed | | | | |
| 3A.3 | Orientation, timing and revision of ETAs | | | | |
| 3A.4 | Use of radio navigation aids (if applicable) | | | | |
| 3A.5 | Flight management (flight log, routine checks including fuel, systems and icing) | | | | |
| 3A.6 | ATC liaison – Compliance, R/T procedures | | | | |
| Examiner Signature & Date: | | | | | |



**CIVIL AVIATION AUTHORITY OF MALAYSIA
FLIGHT OPERATIONS DIVISION
FLIGHT CREW LICENSING**

**APPLICATION & REPORT FORM
SINGLE PILOT OPERATIONS (AEROPLANE)**

CAAM/BOP/FCL/9-SPA-PPC

PILOT PROFICIENCY
CHECK

Licence No:

| Section 3B. Instrument Flight (IFR) | | Mandatory Items | PASS | FAIL | N/A |
|-------------------------------------------------------------------------------------------------------|-----------------------------------------------------------------------------------------------------------------------------------------------|-----------------|------|------|-----|
| 3B.1* | Departure IFR | M | | | |
| 3B.2* | En-route IFR | M | | | |
| 3B.3* | Holding procedures | M | | | |
| 3B.4* | 3D operations to DH/A of 200'(60 m) or to higher minima if required by the approach procedure (autopilot may be used to glideslope intercept) | M | | | |
| 3B.5* | 2D operations to MDA (H) | M | | | |
| 3B.6* | Flight exercises including simulated failure of the compass and attitude indicator: Rate 1 turns, recoveries from unusual attitudes | M | | | |
| 3B.7* | Failure of localiser or glideslope | | | | |
| 3B.8* | ATC liaison – Compliance, R/T procedure | | | | |
| Examiner Signature & Date: | | | | | |
| Section 4. Arrival and Landing | | | | | |
| 4.1 | Aerodrome arrival procedure | M | | | |
| 4.2 | Normal landing | M | | | |
| 4.3 | Flapless landing | M | | | |
| 4.4 | Crosswind landing (if suitable conditions) | | | | |
| 4.5 | Approach and landing with idle power from up to 2000' above the runway (single-engine aeroplane only) | | | | |
| 4.6 | Go-around from minimum height | M | | | |
| 4.7 | Night go-around and landing (if applicable) | | | | |
| 4.8 | ATC liaison – Compliance, R/T procedure | | | | |
| Examiner Signature & Date: | | | | | |
| Section 5. Abnormal and Emergency Procedures (This section can be combined with sections 1 through 4) | | | | | |
| 5.1 | Rejected take-off at a reasonable speed | M | | | |
| 5.2 | Simulated engine failure after take-off (single-engine aeroplanes only) | M | | | |
| 5.3 | Simulated forced landing without power (single-engine aeroplanes only) | M | | | |
| 5.4 | Simulated emergencies: (i) fire or smoke in flight, (ii) systems' malfunctions as appropriate | | | | |
| 5.5 | ATC liaison – Compliance, R/T procedure | | | | |
| Examiner Signature & Date: | | | | | |
| Section 6. Simulated Asymmetric Flight (This section can be combined with sections 1 through 5) | | | | | |
| 6.1* | Simulated engine failure during take-off (at a safe altitude unless carried out in FFS or FNPT II) | M | | | |
| 6.2* | Asymmetric approach and go-around | M | | | |
| 6.3* | Asymmetric approach and full stop landing | M | | | |
| 6.4 | ATC liaison – Compliance, R/T procedure | | | | |
| Examiner Signature & Date: | | | | | |



**CIVIL AVIATION AUTHORITY OF MALAYSIA
FLIGHT OPERATIONS DIVISION
FLIGHT CREW LICENSING**

**APPLICATION & REPORT FORM
SINGLE PILOT OPERATIONS (AEROPLANE)**

CAAM/BOP/FCL/9-SPA-PPC


PILOT PROFICIENCY
CHECK

Licence No:

To be completed by examiner if check is partial pass/fail:

| Details of Failed Item(s): | |
|----------------------------|-----------------------|
| | |
| Signature of Applicant | Signature of Examiner |

| FOR CAAM USE ONLY | | |
|---------------------------------------------------------------------------------------------------------------------|------------------|--|
| Examiner Authority Checked : <input type="checkbox"/> SATISFACTORY <input type="checkbox"/> UNSATISFACTORY | Application Fee: | |
| Remarks : FOI Signature : Date : | Receipt No: | |
| | Cheque / P.O: | |
| | Initial: | |
| | Date: | |

| | | |
|-----------------------------------------------------------------------------------|------------------------------------------------------------------------------------------------------|----------------------------|
|  | CIVIL AVIATION AUTHORITY OF MALAYSIA FLIGHT OPERATIONS DIVISION FLIGHT CREW LICENSING | CAAM/BOP/FCL/9-SPA-PPC |
| | APPLICATION & REPORT FORM SINGLE PILOT OPERATIONS (AEROPLANE) | PILOT PROFICIENCY CHECK |

Licence No: PPL / CPL / MPL / ATPL:

NOTE:

1. The application is to be filled out by typing or writing clearly in capital letters.
 - (A) The applicant shall complete (A).
 - (B) The examiner shall complete (B)
 - (C) Check items are to be completed by the examiner. The examiner would tick in the appropriate box and enter his (signature) and date at the end of each section.
2. The last page of the form is filled if the applicant has obtained a partial pass or fail in the check. The examiner shall indicate the reasons why the applicant has failed (the narrative should be factual and succinct), and the applicant shall then sign the column below in agreement of the result.
3. For applicants with a partial pass, the examiner shall keep this form with him after the check and will hand over this form to the next examiner who conducts a subsequent proficiency check. The new examiner will fill up a new form for the subsequent proficiency check.
4. The starred item (*), shall be flown solely by reference to instruments. If this condition is not met during the proficiency check, the type rating will be restricted to VFR only.
5. Instrument flight procedures (Section 3B) shall be performed only by applicants wishing to renew an IR or extend the privileges of that rating to another type.
6. Where letter 'M' appears in the proficiency checked column, this will indicate mandatory exercise.
7. To establish or maintain PBN privileges, one approach shall be an RNP APCH. Where an RNP APCH is not practicable, it shall be performed in an appropriately equipped FSTD.
8. Licence number column: slash the licences that are not applicable and fill up the licence number.
9. If an error was made in the pass/fail/NA tick box column, the examiner shall slash the error, tick the correct box and circle that tick and sign on the right side of the form outside the N/A box. (example below)


| | | | | |
|------------------------|-----------------------------------|------|--------------|----------|
| CAAM/BOP/FCL/9-MCA-PPC | | | | |
| Licence No: | CPL / MPL / ATPL: 2926 | | | |
| | Mandatory Items | PASS | FAIL | N/A |
| | | ✓ | ✗ | <i>R</i> |

GENERAL REQUIREMENTS:

1. Failure to achieve a pass in all sections of the check in two attempts will require further training.
2. The applicant shall pass all sections of the proficiency check. If any item in a section is failed, that section is failed. Failure in more than one section will be assessed as fail and will require the applicant to take the entire check again. Any applicant failing only one section shall be assessed as partial pass and will need to take the failed section again. However, failing only one section of the check may be assessed as a failed check at the discretion of the examiner. Failure in any section of the re-check including those sections that have been passed at a previous attempt will be assessed as fail and will require the applicant to take the entire check again.
3. For single-pilot multi-engine aeroplanes, Section 6 of the relevant check, addressing asymmetric flight, shall be passed.

CONDUCT OF CHECK:

1. The examiner may choose between scenarios containing simulated relevant operations developed and approved by the competent authority. Full flight simulators and other training devices, when available, shall be used.
2. During the proficiency check, the examiner shall verify that the holder of the type rating maintains and adequate level of theoretical knowledge.
3. Should the applicant choose to terminate a proficiency check for reasons considered inadequate by the examiner, the applicant shall retake the entire proficiency check. If the check is terminated for reasons considered adequate by the examiner, only those sections not completed shall be checked in a further flight.
4. At the discretion of the examiner, any manoeuvre or procedure of the check may be repeated once by the applicant. The examiner may stop the check at any stage if it is considered that the applicant's demonstration of flying skills requires a complete re-check.

| | | |
|-----------------------------------------------------------------------------------|-------------------------------------------------------------------------------------------------------------------------------------------------------------------------------------------------------------------------------|------------------------------------------------------------------|
|  | <p align="center">CIVIL AVIATION AUTHORITY OF MALAYSIA FLIGHT OPERATIONS DIVISION FLIGHT CREW LICENSING</p> <p align="center">APPLICATION & REPORT FORM SINGLE PILOT OPERATIONS (AEROPLANE)</p> | <p>CAAM/BOP/FCL/9-SPA-PPC</p> <p>PILOT PROFICIENCY CHECK</p> |
|-----------------------------------------------------------------------------------|-------------------------------------------------------------------------------------------------------------------------------------------------------------------------------------------------------------------------------|------------------------------------------------------------------|

Licence No: PPL / CPL / MPL / ATPL:

5. An applicant can be required to fly the aeroplane from a position where a PIC or co-pilot function, as relevant, can be performed and to carry out the check as if there is no other crew member if taking the check under single pilot conditions. Responsibility for the flight shall be allocated in accordance with the regulations.
6. During pre-flight preparation for the proficiency check, the applicant is required to determine power settings and speeds. The applicant shall indicate to the examiner the checks and duties carried out, including the identification of radio facilities. Checks shall be completed in accordance with the checklist for the aeroplane on which the proficiency check is being taken and, if applicable, with the MCC concept. Performance data for take-off, approach and landing shall be calculated by the applicant in compliance with the operations manual or flight manual for the aircraft used. Decision heights/altitude, minimum descend heights/altitudes and missed approach point shall be agreed upon with the examiner.
7. The examiner shall take no part in the operation of the aeroplane except where intervention is necessary in the interest of safety or to avoid unacceptable delay to other traffic.

FLIGHT TEST TOLERANCE:

1. The applicant shall demonstrate the ability to:
 - a) operate the aeroplane within its limitations;
 - b) complete all manoeuvres with smoothness and accuracy;
 - c) exercise good judgement and airmanship;
 - d) apply aeronautical knowledge; and
 - e) maintain control of the aeroplane at all times in such a manner that the successful outcome of a procedure or manoeuvre is never in doubt;
 - f) understand and apply crew coordination and incapacitation procedures, if applicable; and
 - g) communicate effectively with the other crew members if applicable.
2. The following limits are for general guidance. The examiner shall make allowance for turbulence conditions and the handling qualities and performance of the type of aeroplane used:

| | |
|-------------------------------------------------------------|--------------------------------------------------------------------|
| Altitude | |
| Normal Flight | ± 100 ft |
| With simulated engine failure (ME) | ± 100 ft |
| Limited or partial panel | ± 200 ft |
| Starting go-around at decision alt/ht | + 50 ft / - 0 ft |
| Minimum descent altitude / height | + 50 ft / - 0 ft |
| <i>'Not below' minima (from FAF altitude down to MDA/H)</i> | <i>- 0 ft</i> |
| Circling minima | |
| <i>Asymmetric committal height/altitude</i> | <i>+ 100 ft / - 0 ft</i> |
| <i>Asymmetric committal height/altitude</i> | <i>- 0 ft</i> |
| Tracking | |
| At all times when using a single-needle display | ± 5° |
| At all times when using a deviation bar display | Half Scale Deflection Azimuth and Flight Path (Precision Approach) |
| DME arcing | ± 1 nm |
| Heading | |
| All engines operating | ± 5° |
| With simulated engine failure (ME) | ± 10° |
| <i>Limited or Partial panel</i> | <i>± 15°</i> |
| Speed | |
| Take-off and approach | ± 5 kt |
| All other flight regimes | ± 5 kt |
| <i>Limited or Partial Panel</i> | <i>± 10 kt</i> |
| With simulated engine failure | + 10 / - 5 kt |

Note.- Entries in italics are suggested tolerances.